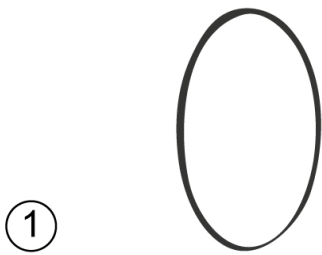
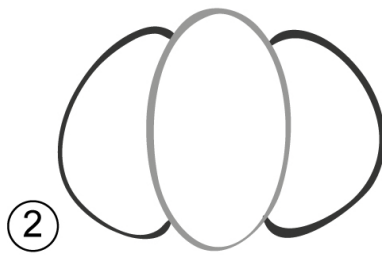


How to draw a pumpkin Une citrouille


with  Pit & Tj9



① Draw an oval shape




② Add 2 more shapes ovals on each side



③ Draw a tail and some leaves



④ Draw 2 triangles for eyes



⑤ Draw a wide mouth




⑥ Add sharp teeth




⑦ Draw holes inside for thickness



⑧ Add details



⑨ With arms and legs, it will look even more alive !



Now you can create your own pumpkin and color it !!