Comment dessiner Un bonhomme de neige (simple) avec Pit & Pit

1 Place tes repères

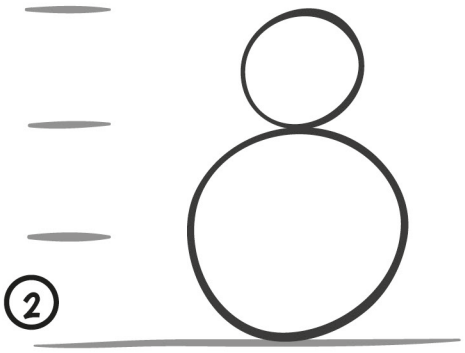

2 Dessine deux ronds, pour le corps et la tête



3 Fais lui deux yeux et un sourire



4 Un chapeau sur la tête



5 Deux petits cercle pour le nez



6 Place deux branches pour faire les bras



7 Deux rectangles représentent son écharpe



8 Fais lui trois boutons sur le corps



9 Et voilà un bonhomme de neige prêt à être colorié !







Change certaines formes pour faire ton propre bonhomme de neige !!