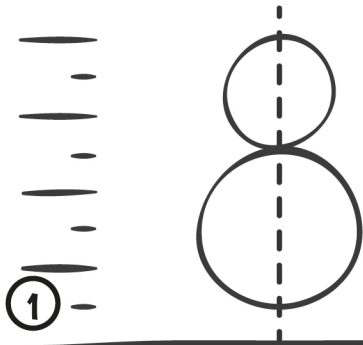


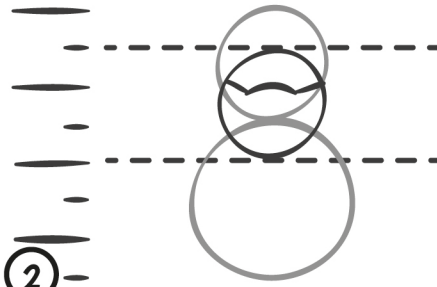
# How to draw Santa Claus

# Père-Noël

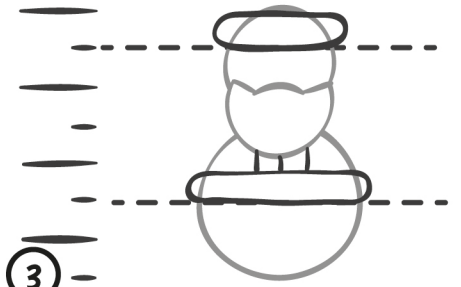
with  Pit & Tj9




① - Place your markers and draw two circles for the body




② - Another round allows to draw the beard




③ - Elongated shapes used to make fur




④ - Add the beanie and place a round bigger than the belly




⑤ - You can now finish your arms with hands and wrists




⑥ - Add her face and his ears



⑦ - 2 strokes to place his legs



⑧ - Then his shoes for don't be too cold



⑨ - A few more details and your Santa Claus is finished!



If you want, change some shapes and give it another attitude!!