

How to draw a reindeer

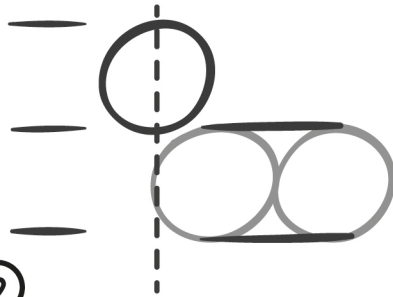
Un renne

with  Pit & Tij



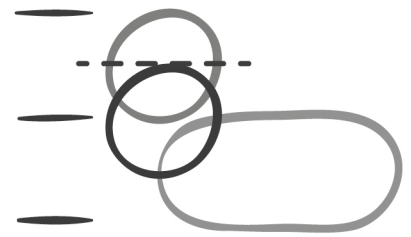
①

Place your markers and draw two circles for the body




②

Connect the 2 circles and draw another one for the head




③

A final round allows to make him a muzzle




④

Let's place 2 ears slightly pointed




⑤

Draw his antlers on his head and the elements of his life




⑥

add it a small tail




⑦

Straight lines serve to place his legs





⑧

Then a small circle for the knee and a semicircle for the hoof



⑨

A few more details and your reindeer is finished!



Change some shapes to make different reindeer!!